



Deshbhakta Babasaheb Bhausaheb Khanjire Shikshan Sanstha's,  
**NIGHT COLLEGE OF ARTS & COMMERCE**  
ICHALKARANJI



Re-accredited by NAAC "B" Grade

Affiliated to Shivaji University, Kolhapur

18/324, The Ichalkaranji Industrial Estate, Ichalkaranji - 416 115. Tal. Hatkanangle Dist. Kolhapur (M.S.) INDIA.

Ph. 0230-2437666 Email- nightich@gmail.com Website-www.nightich.ac.in

Dr. Purandhar D. Nare - Principal

Ref No. : NCI/613/1/2021-22

Date : 17/03/2022

### FEEDBACK ANALYSIS REPORT 2020-21

The Feedback Committee under the guidance of the IQAC of the college, design and collect feedback from its stakeholders to monitor and evaluate its performance on the quality of teacher, curriculum and infrastructure. The feedback was collected from students, teachers, and alumni across all departments. The feedback collected from the stakeholders is analysed by the feedback committee. The analysis of the same is sent to the principal for further action. The feedback analysis reports for the year 2020-21 is as below.

#### 1.4.1 Student Feedback - General

Students feedback about general attributes of the institute was collected using the four-point scale from very good to unsatisfactory. For this purpose, 105 students were randomly selected from various faculties. They were given a questionnaire that included 20 parameters e.g., class room, playground, gymkhana, cycle stand, toilet, cleanliness, drinking water, office working, library working, library books and journals, laboratory (Psychology & Geography), laboratory working, book bank, internet facility, canteen facility, extracurricular activities, relation with teachers and relation with administrative staff. The analysed result shows that 70.20% students rate the institutes as Very Good, 20.41% students as Good, 6.12% as Satisfactory and 3.27% as Unsatisfactory. In brief, majority of the students (70.20+20.41=90.61) have a positive view towards institutes.

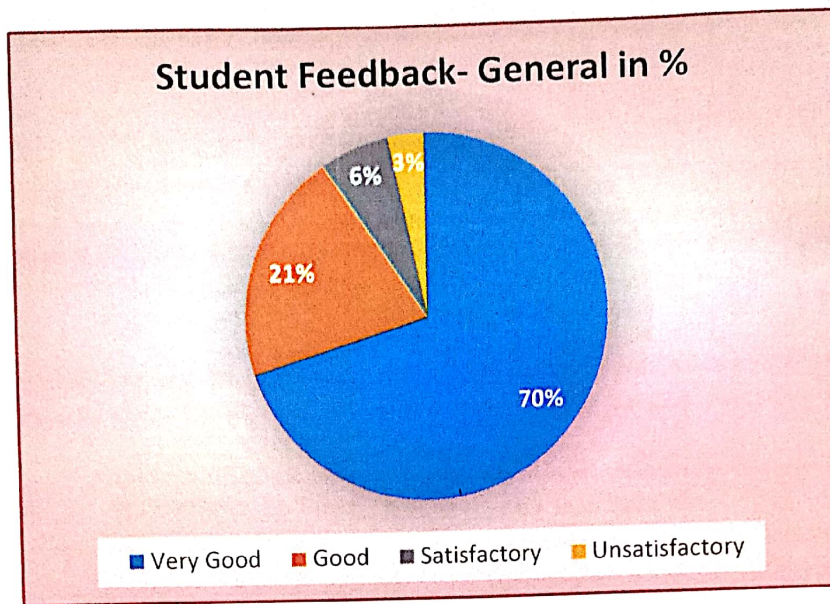
Table:1.4.1

Scale of Parameters	A Very Good	B Good	C Satisfactory	D Unsatisfactory
Student Feedback- General in %	70.20	20.41	06.12	3.27

NCI. Inward No. 75/1  
Date :- 20/11/2021  
Signature :-



**Fig:1.4.1**



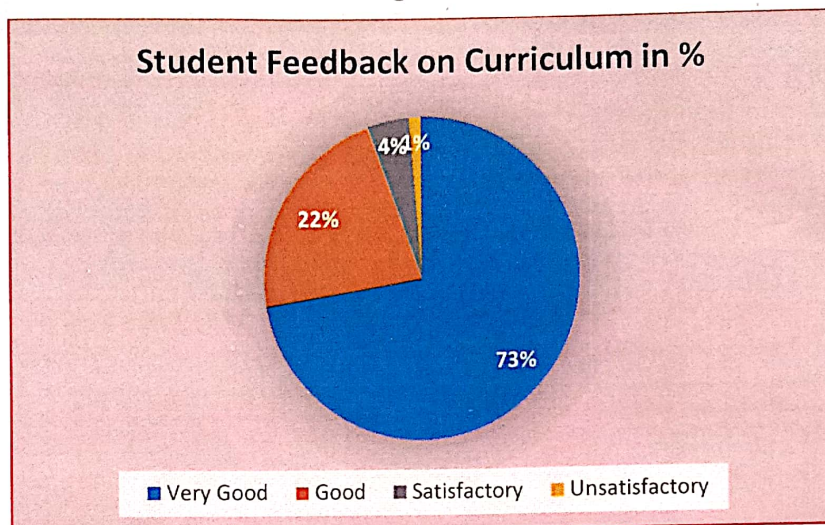
**1.4.2 Student Feedback on Curriculum**

Student feedback on curriculum was collected using the four-point scale from very good to unsatisfactory. For this purpose, 120 students were randomly selected from various faculties. They were given a questionnaire that included 11 parameters viz. how was the syllabus, was the syllabus covered in the class, whether syllabus was career oriented, availability of textbooks / study materials, usefulness of tests and assignments, interest generated by the teacher regarding syllabus, whether the syllabus is related with curriculum, emphasis on values and ethics, academic relevance between examination and syllabus, organisation of co-curricular and extra-curricular activities, fairness of evaluation etc. The analysed result shows that 72.32% students rate the institutes as Very Good, 22.12% students as Good, 4.30% as Satisfactory and 1.26% as Unsatisfactory. In brief, majority of the students (72.32+22.12=94.44) have a positive view about curriculum.

**Table:1.4.2**

Scale of Parameters	Very Good	Good	Satisfactory	Unsatisfactory
Student Feedback on Curriculum in %	72.32	22.12	4.30	1.26

**Fig:1.4.2**



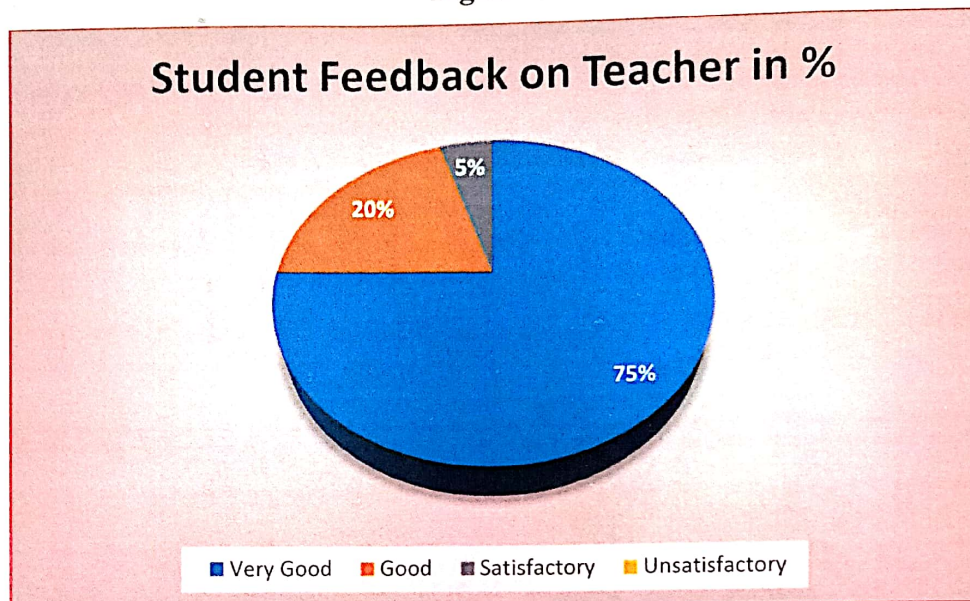
### 1.4.3 Student Feedback on Teacher

Regarding student feedback on Teacher, 140 responses for 14 permanent teachers were collected and they were assessed on 10 parameters using a four-point scale ranging from very good to unsatisfactory. The parameters included are- knowledge base of the Teacher, communication skill (in term of articulation and comprehensibility), sincerity / commitment of the Teacher, interest generated by the Teacher, ability to integrate course material with environment / other issue, to provide a broader perspective, ability to integrate content with other courses, accessibility of the Teacher in and out of the class (include availability of the teacher to motivate further study and discussion outside class), ability to design Quiz / Test / Assignment / Examination and projects to evaluate students understanding of the course, provision of sufficient time for feedback, and overall rating. The analysed result shows that 75.14% students rate the Teacher as Very Good, 20.22% Teachers as Good, 4.64% as Satisfactory. Not a single teacher rated as Unsatisfactory. In brief, majority of the students (75.14+20.22=95.36%) have a positive view about Teacher.

**Table:1.4.3**

Scale of Parameters	Very Good	Good	Satisfactory	Unsatisfactory
Student Feedback on Teacher in %	75.14	20.22	4.64	0.00

Fig:1.4.3



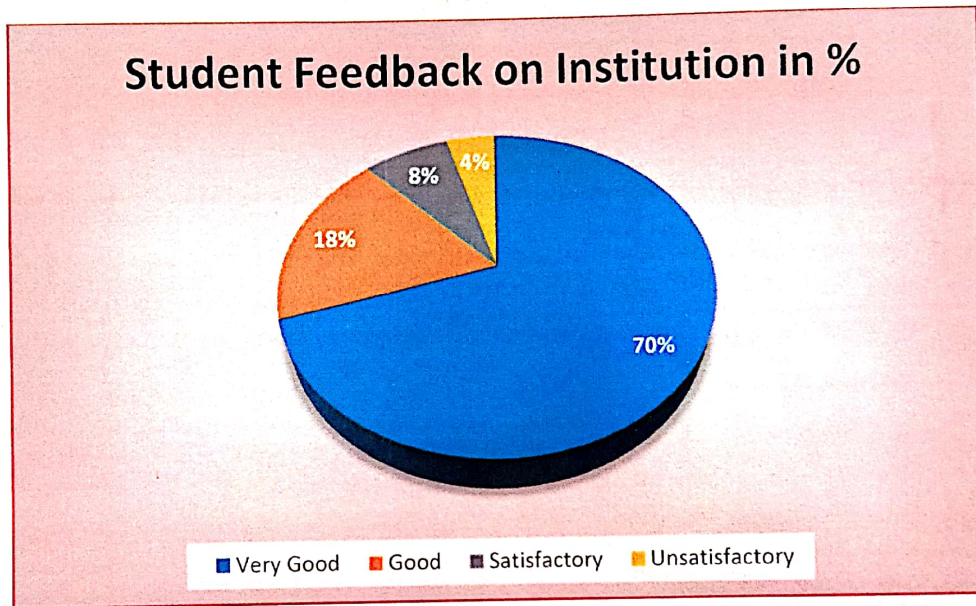
#### 1.4.4 Student Feedback on Administration

Students feedback about administration of the institute was collected using the four-point scale from very good to unsatisfactory. For this purpose, 110 students were randomly selected from various faculties. They were given a questionnaire that included 18 parameters e.g. Are the required number of titles in your subject available in the library, Are you satisfied with the available reading space in the library, Are the library staff co-operative and helpful, Are you able to make use of xerox facility in the library, Are you able to access internet center as and when you require, Are there enough number of nodes available in the internet center, Is the office helpful in administrative matters, Do you receive the marks statements in time, Are there enough class rooms available in the college, Are the toilets cleaned properly, Are you get enough clean drinking water, Are you happy with the food served in the present canteen, Do you think that your grievances are properly sort out in the college, Are you aware of the functioning of a placement cell in the college, Are the laboratory equipment's in proper working condition, Are you provided with adequate quantity of equipment for carrying out lab activities, Are you aware of the NSS, Sports, Culture activities in the college, and Do you get facilities to avail different scholarships. The analysed result shows that 70.02% students rate the administration as Very Good, 18.05% students rate the administration as Good, 7.60% as Satisfactory and 4.33% as Unsatisfactory. In brief, majority of the students (70.02+18.05=88.07) have a positive view towards administration.

**Table:1.4.4**

Scale of Parameters	Very Good	Good	Satisfactory	Unsatisfactory
Student Feedback on Institution in %	70.02	18.05	7.60	4.33

**Fig:1.4.4**



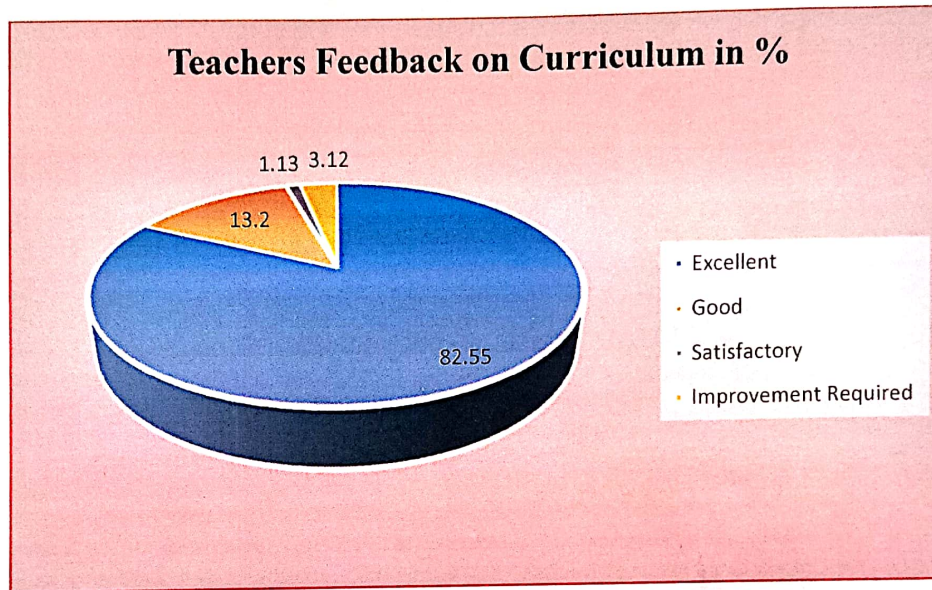
### 1.4.5 Teacher Feedback on Curriculum

Teacher feedback on curriculum was collected using the four-point scale from excellent to improvement required. For this purpose, all 14 permanent teachers were requested to give feedback on curriculum. They were given a questionnaire that included 13 parameters e.g. suitability of the syllabus to the programme, need base of the syllabus, aims and objectives of the syllabus, course content, ample time to complete the syllabus, training of teachers on syllabus, employ ability of the syllabus for the student, procedure to introduce new syllabus, books prescribed as reference material, reflection of local / society needs in the syllabus research scope in the syllabus for students, evaluation system and any specific suggestions. The analysed result shows that 82.55% teachers rate the curriculum as Very Good, 13.20% teachers rate the curriculum as Good, 1.13% as Satisfactory and 3.12% as improvement required. In brief, majority of the students (82.55+13.20=95.75) have a positive view towards curriculum.

**Table:1.4.5**

Scale of Parameters	Excellent	Good	Satisfactory	Improvement Required
Teachers Feedback on Curriculum in %	82.55	13.20	1.13	3.12

**Fig:1.4.5**



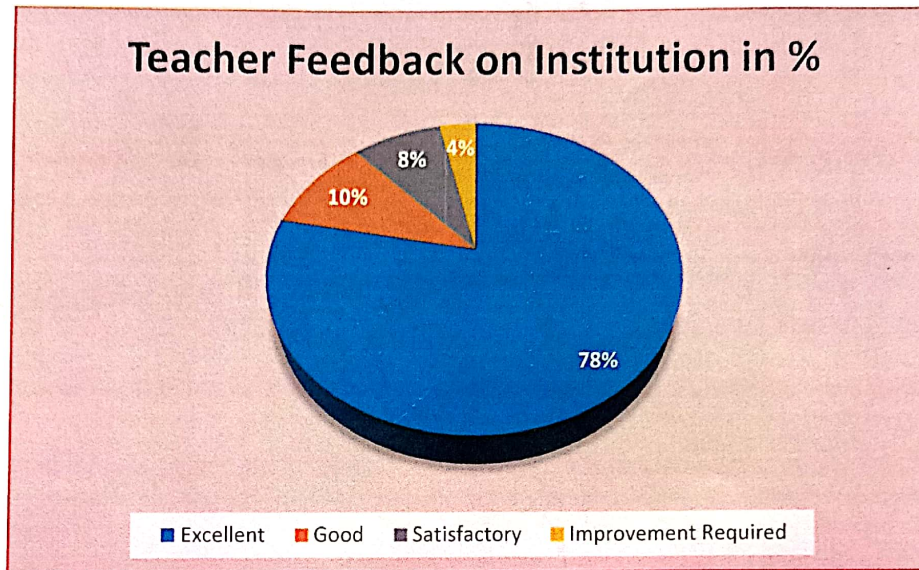
### 1.4.6 Teacher Feedback on Institution

Regarding Teacher feedback on Institution, 15 responses from 15 permanent teachers were collected and they were assessed on 12 parameters using a four-point scale ranging from Excellent to Improvement Required. The parameters included are-office-teacher relation, campus of the institution, classrooms / laboratories, staff room facilities, library facilities including books, reference books, newspapers, journals etc., institution Head and Teachers relationship, scope for academic development, research facilities provided, sanitary and other facilities, scope for organising different activities, resources provided for teaching and other activities, and overall rating. The analysed result shows that 78.15% teachers rate the institute as Very Good, 10.12% as Good, 10.12% as Good, 8.33% as Satisfactory and 3.40% requires improvement within institute. In brief, majority of the students (78.15+10.12=88.27%) have a positive view about institute.

**Table:1.4.6**

Scale of Parameters	Excellent	Good	Satisfactory	Improvement Required
Teachers Feedback on Institution in %	78.15	10.12	8.33	3.40

**Fig:1.4.6**



### 1.4.7 Alumni Feedback

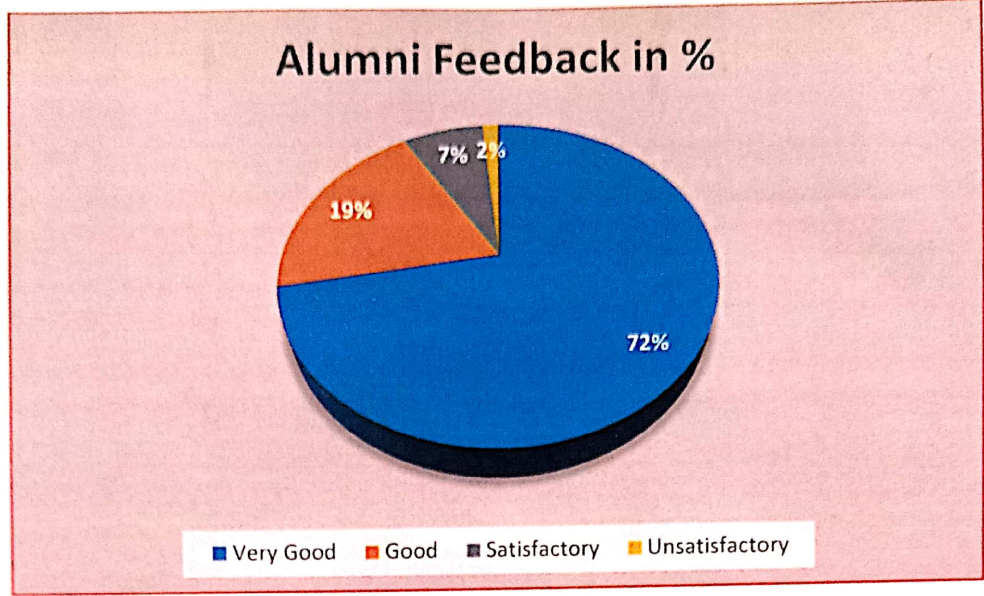
Alumni feedback was collected using the four-point scale from Very Good to Unsatisfactory. For this purpose, total 110 Alumni were requested to give feedback based on provided questionnaire.

**Table:1.4.7**


Scale of Parameters	Very Good	Good	Satisfactory	Unsatisfactory
Alumni Feedback in %	72.04	19.42	7.11	1.43


They were given a questionnaire that included 10 parameters e.g., about syllabus, whether syllabus was career oriented, availability of textbook / study material usefulness of tests and assignments, interest generated by the teacher regarding programme, whether the syllabus oriented towards present scenario, emphasis on values and ethics, organisation of co-curricular and extra-curricular activities, employability of syllabus and overall grading. The analysed result shows that 72.04% alumni rate the institute as Very Good, 19.42% as Good, 7.11% as Satisfactory and 1.43% as Unsatisfactory.

Fig:1.4.7



In brief, majority of the alumni (72.04+19.42=91.46) have a positive view towards institute.

  
(Chairman-Feedback Committee)

  
(Co-ordinator-IQAC)

  
Principal,  
Night College of Arts & Commerce  
Ichalkaranji.